


SAFETYLINE JALOUSIE



THE FUTURE LOUVRE

DESIGN PORTFOLIO



The most functional and versatile louvre windows on the market



KEY FEATURES



Spans

Extra wide spans
up to 1.4 metres

Security

Inbuilt and impenetrable
so that louvres can be
open with complete peace
of mind

Seals

Sealed on all four sides
with Marine-grade EPDM
seals on each horizontal
transom and gaskets
on the upright sections
for superior wind and
water performance

Screens

Screening is provided
internally and is easily
removed for cleaning



DESIGNED BY TECHNAL[®]

Hydro

Created in France, Safetyline Jalousie louvre windows have been developed and exclusively manufactured and distributed in Europe by TECHNAL – a division of the European giant, Hydro.

TECHNAL has been at the forefront of European design and production excellence for more than 50 years. It is the leading brand for aluminium systems in Europe. Technal offers an extensive range of windows, doors, facades and unique products, such as balustrades, partitions, plus louvre and hurricane-proof windows. SMR Designs Pty Ltd, a member of the Australian Window Association, has been authorised to manufacture and distribute Safetyline Jalousie louvre window systems.



Louvre Windows

Louvre windows are stylish, functional, energy efficient and can be customised to suit a variety of design possibilities.

Louvres allow maximum air circulation – when fully open, they allow twice as much air to circulate compared to traditional window designs. By maximising cool breezes and allowing cross-ventilation, the need for air conditioning in summer is significantly reduced. In winter, louvre windows seal to keep warm air in, and harsh elements and draughts out. Energy bills can be reduced all year round.

With a combination of glass and/or aluminium louvres, the ultimate in privacy can be achieved, without sacrificing air flow. Best of all, louvre windows enhance a variety of residential and commercial property designs, with stylish simplicity and an elegant, modern look.

Why Safetyline Jalousie

Safetyline Jalousie louvre windows are amongst the safest, strongest, widest, most functional and versatile louvre windows on the market.

With an inbuilt impenetrable security system, Safetyline Jalousie louvres can be left open with complete peace of mind. The operating system is sturdy and can withstand even the roughest treatment. They are perfect for commercial applications as well as residential designs.

A unique design feature of Safetyline Jalousie louvre windows is that they pivot from the top rather than the centre, enabling the installation of internal insect screens.

With floor-to-ceiling capabilities and widths up to 1.4 metres, Safetyline Jalousie louvre windows are one of the widest and most versatile options available. They can also be motor controlled and integrated with climate control systems or other sensor-activated systems.

PROJECTS





Chelmer	08	Smithfield RSL	27
Alderley	09	Canberra Region Cancer Centre	28
Carrara Sports and Leisure Centre	10	Penrith Baptist Church	29
Johanna O'Dea Court	12	Gowrie Primary School	30
Wellington Point	13	Ballarat Grammar Centennial Building	31
Kingsford Boarding House	14	Macquarie University	32
Serrata Apartments	15	Trinity Catholic College	33
1 Bligh Street	16	William Clarke College Sports Centre	34
Melrose Retirement Village	17	The Cairns Institute	35
Ausgrid Learning Centre	18	University of Western Sydney, Paramatta Campus Childcare Centre	36
Austral Bowling Club	19	St Justin's Catholic Primary School	37
Varsity Lakes Sports House	20	CC Cares Facility	38
Maroochy Arts and Ecology Centre	21	The Snow Centre for Education in the Asian Century, Canberra Grammar School	39
La Trobe Sports Stadium	22		
Queensland Government Cyclone Shelters	24		
Virgin Lounge, Gold Coast Airport	25		
Glen Street Theatre Redevelopment	26		

Chelmer, QLD

Ventilation was a key challenge in the design of this property, 7kms west of the Brisbane CBD in the riverside suburb of Chelmer. The home's french doors and sliding windows weren't making the best use of cooling breezes coming off the Brisbane River and Safetyline Jalousie louvre windows were an ideal solution. Louvre windows provide twice as much air flow compared to regular windows and many types of doors, but can also be fully closed and feature weather-proof seals to keep rain and wind out.

French doors in the living/dining area were replaced with glass louvres creating a sleek, white finish to match the modern design of the home - inside and out. The louvres provide excellent ground floor security, whilst increasing air flow to the home.

Louvres were also installed in the property's home office, a small space that was prone to heat due to its location. Floor-to-ceiling louvres on two sides of the office now provide excellent cross ventilation, reducing the need for powered cooling methods such as fans and air conditioning.



PROJECT SPECIFICATIONS

Quantity Supplied	24
Height	Varies from small windows to floor to ceiling windows
Width	800 - 1200mm
Colour/Finish	Powder coated - Pearl White
Louvres	6mm clear toughened glass
Operation	Standard levers
Other	Flyscreens fitted

Alderley, QLD



Safety, security and style were key priorities in the design of this stunning home in Alderley, QLD. Located 7 kms north-west of the Brisbane CBD, the dual-level house enjoys stunning district views and features an L-shaped design, centred around a sparkling in-ground pool and tiled/timber terrace – an entertainer’s paradise.

Safetyline Jalousie louvre windows were the obvious choice, chosen by the architect for use throughout the property. Installed extensively around the pool on both levels of the home, the louvre windows blend seamlessly into the cream, charcoal and timber exterior of the home for a stylish finish.

The louvres allow maximum cross-ventilation and harness cooling breezes coming across the pool, even on Brisbane’s hottest days. By reducing reliance on air conditioning, energy costs for the home have in turn been reduced.

Safety was of paramount concern to the owners of the home, particularly with windows overlooking the pool from the second level. Safetyline Jalousie louvres can be left open to maximise air circulation whilst providing a safe environment, with no risk of children falling through or getting stuck in the louvres.

Ground floor louvres can be left open, even when the owners aren’t home, thanks to impenetrable security which is unique to Safetyline Jalousie. This enables maximum air flow to the home, 24 hours a day.

Frosted glass was used on the bathroom louvres to allow privacy as well as ventilation. With Safetyline Jalousie louvre windows installed there was no need for extractor fans, creating a more energy efficient bathroom.

PROJECT SPECIFICATIONS

Quantity Supplied	19
Height	Living area - large floor to ceiling windows Bathroom - small 3 blade windows
Width	1000mm
Colour/Finish	Powder coated - Pearl White
Louvres	Living area - 6mm clear toughened glass Bathroom - 6mm satin frosted glass
Operation	Standard levers
Other	Flyscreens fitted
Architects	Borgelt & Craig Architects

Carrara Sports and Leisure Centre Gold Coast, QLD



The XXI Commonwealth Games is the biggest sporting event for the Gold Coast city to date. In preparation for the international event, the Carrara Sports Precinct underwent a significant redevelopment which included the addition of the new Sports and Leisure Centre which hosted the badminton and wrestling competitions for the games.

Designed by BVN Architecture and constructed by Hansen Yuncken, the facility has been built to world class competition and training standards. It comprises of two large sports halls and Safetyline Jalousie louvre windows are incorporated throughout both to provide natural ventilation and to also form an integral part of the smoke exhaust system. At three metres high and with widths up to 1.4m, each louvre window maximises air flow. With less vertical lines apparent between the banks, this worked perfectly with the large scale of the building.

All of the Safetyline Jalousie louvre windows were custom made with tinted laminate glass and powder coated in the specialty Carrara Gold colour to match the external façade. Each window frame is fitted with fire rated actuators. In the event of a fire, the automated smoke control system engages the louvre windows to open and allow fresh air to enter the building whilst large exhaust fans remove the smoke.

Following on from the Commonwealth Games, the centre continues to be used for community and elite level competition and training for numerous indoor sports including basketball and netball as well as other non-sporting uses such as exhibitions and cultural activities.

PROJECT SPECIFICATIONS

Quantity Supplied	180
Height	8299mm (21 blades) – 3054mm (22 blades)
Width	1080mm – 1400mm
Colour/Finish	Dulux Electro Medium Bronze / Interpon Carrara Gold
Louvres	6.38mm green laminate / Powder coated aluminium
Operation	Motorised – ZA drives
Architect	Builder BVN Architecture / Hansen Yuncken



Johanna O’Dea Court Camperdown, NSW




Safety and security were the key priorities in the refurbishment of Johanna O’Dea Court, a landmark multi-storey NSW Department of Public Housing apartment block located in Camperdown, NSW.

After falling into a serious state of disrepair, the building recently underwent a complete refurbishment to upgrade the facilities to provide a safe, secure, amenable place for residents.

As a residential building, natural ventilation was a key objective for the architect. The challenge was to achieve the required ventilation without compromising safety and security.

Safetyline Jalousie louvre windows were the obvious choice to meet this challenge. They are among the only windows on the market that comply with recent changes to the National Construction Code (NCC)* without any modification or additional hardware.

They also delivered an aesthetic element to complement the existing building features.




* The National Construction Code (NCC) requires openable windows in bedrooms in residential buildings (where the floor beneath the window is more than two metres above the surface beneath) to be fitted with a screen or device to restrict the window opening so that a 125mm sphere cannot pass through.

PROJECT SPECIFICATIONS

Quantity Supplied	200
Height	1144mm
Width	700mm
Colour/Finish	Clear anodised finish for frames and internal insect screens
Louvres	6.38mm ComfortPlus glass
Operation	Standard levers
Other	Flyscreens fitted
Additional Info	NSW Government Architects Office

Wellington Point, QLD



Privacy, ventilation and a stylish, contemporary look were the key requirements for this home in the picturesque seaside village of Wellington Point, 22 kms east of Brisbane. The house features extensive use of timber inside and out, contrasting with charcoal weatherboard cladding and trim externally. Black powder coated louvres and frames were chosen to complement this look.

Safetyline Jalousie louvre windows were installed from floor-to-ceiling on both the ground and upper level of the home.

A combination of tinted grey glass and aluminium louvres were used, in order to ensure privacy, particularly at the front of the property. The use of louvres in this way ensures that the owners can adequately ventilate their home whilst maintaining privacy from the street and neighbouring properties.

Safetyline Jalousie's impenetrable security system also provides peace of mind for the owners, particularly where ground floor louvres are installed. The louvres can be left open without fear of a break-in, and insect screens can also be easily fitted which is essential given the area's warm climate.

Wellington Point enjoys cooling sea breezes, and the positioning of louvres throughout the home has created excellent cross ventilation, limiting the need for air conditioning and thus reducing energy costs.

Ideal for harsh weather conditions, Safetyline Jalousie louvre windows have a weather-proof seal to keep wind and rain out. They are also cyclone rated.

PROJECT SPECIFICATIONS

Quantity Supplied	14
Height	Floor to ceiling throughout
Width	1000mm
Colour/Finish	Powder coated - Black
Louvres	Upper louvres: 6mm Super Grey toughened glass Lower louvres: Aluminium – Powder coated – black
Operation	Standard levers
Other	Flyscreens fitted
Architect	Borgelt & Craig Architects

Kingsford Boarding House, NSW



This 8 level block of student accommodation is located on busy Gardeners Road in Kingsford, NSW. The floor to ceiling curtain of louvres on the balconies creates a unique and versatile indoor/outdoor space for residents with uninterrupted views of the surrounding area.

The architect, Max Sgammotta, was impressed by the robust inbuilt security feature of the louvres which provides a safe and secure living space for students. While other louver window alternatives can fit security bars to their windows, the bars are external and are therefore more prone to damage and less aesthetically pleasing.

Louvre windows deliver ultimate control of the airflow to the apartments, allowing cool breezes in during the warmer months, and keeping cold air out in winter.

The window seals that feature on 4 sides of each louver blade also provide an effective acoustic barrier from the peak hour traffic noise below and protection from the southerly winds.

Mr Sgammotta was particularly impressed with the detail for the floating glass that is attached to the framing mechanism. He said “Safetyline Jalousie louver windows are fantastic, the window finishes are very clean, tidy and detailed, I’ve recommended these windows on several other projects as well.”

PROJECT SPECIFICATIONS

Quantity Supplied	60
Height	2359mm (17 blades) & 2764mm (20 blades)
Width	890mm – 1100mm
Colour/Finish	25 micron clear anodised
Louvres	6mm clear toughened glass
Operation	Standard levers
Architect	Sgammotta Architects



Serrata Apartments, VIC

Serrata Apartments, located in Victor Harbour, Docklands, is an edgy, design focused apartment development only moments from Collins Street and Melbourne’s CBD. The 15 level residential building with 144 apartments has been recognised with two architecture awards and the highest green star rating from the Green Building Council of Australia.

The building incorporates a range of sustainable features including the installation of smart meters in all apartments, low-e double glazed windows to reduce the use of heaters and air conditioners, and a rain water tank is used for garden irrigation and toilet flushing.

Amongst the sustainability features are Safetyline Jalousie Louvre Windows which are installed in the corridors to achieve maximum cross-flow ventilation.

The louvre windows are automated and integrated with the Building Management System and feature rain sensors that automatically close the louvres in rain and then open again when weather conditions improve.

The ventilation reduces energy consumption and operating costs whilst providing fresh air and natural light to the corridors. From a design and practical perspective, the windows appear in a continuous unit up the side of the building, meeting all balustrade codes, adding aesthetic appeal and safety to the overall development.



PROJECT SPECIFICATIONS

Quantity Supplied	39
Height	1414mm (10 blades)
Width	1200mm
Colour/Finish	Powder coated - Duratec Eternity Charcoal Pearl
Louvres	6.38mm Sunergy Clear glass to conform with the building’s key sustainability features
Operation	Motorised – connected to and controlled by the BMS
Architect	Hayball

1 Bligh Street Sydney, NSW



1 Bligh Street, Sydney is the next generation in high performing sustainable office space, combining leading edge design, technology and sustainability in a premier location in Sydney’s financial hub.

Designed to achieve a 6 star Green StarOffice Design with a v2 Certified rating this flagship tower of 42,000sqm over 28 levels of office space has a full-height, naturally ventilated atrium which allows maximum natural light onto the floor plate.

Safetyline Jalousie louvre windows were installed below the atrium roof to provide natural ventilation – the louvres automatically open or close according to the temperature outside the building.

Safetyline Jalousie’s robust design and weatherproof seals made the product the ideal choice for this cutting-edge project.

PROJECT SPECIFICATIONS

Quantity Supplied	69
Height	334mm & 604mm
Width	800mm
Colour/Finish	Powder coated RAL 9007
Louvres	6mm low iron clear glass
Operation	Motorised - connected to and controlled by the BMS
Architect	Architectus in conjunction with Ingenhoven Architects



Melrose Retirement Village

Pendle Hill, NSW



Safetyline Jalousie louvre windows are increasingly being specified in aged care settings across Australia.

For this aged care project, located in Pendle Hill, NSW the architects, ThomsonAdsett specified Safetyline Jalousie louvre windows primarily for their stylish design features which complemented the overall aesthetics of the building.


They especially liked the look of the individually framed louvre blades with simple yet defined edges. The Safetyline Jalousie window system worked together with the other window system as a seamless window set.

ThomsonAdsett were cognisant of the needs of the elderly residents, many of whom are not used to and/or do not like air conditioning, to be able to easily open and close their windows. Safetyline Jalousie’s simple single handed manual operating lever makes it easy for residents to manage and control the flow of fresh air into their living environment.

The louvre windows have been positioned at both the bottom and the top of the floor to ceiling windows, whereby high pressure at the bottom and low pressure at the top cause air to be flushed out of the window, creating a clever venturi effect.

PROJECT SPECIFICATIONS	Quantity Supplied	60
	Height	2359mm (17 blades) & 2764mm (20 blades)
	Width	890mm - 1100mm
	Colour/Finish	25 micron clear anodised
	Louvres	6mm clear toughened glass
	Operation	Standard levers
	Architect	ThomsonAdsett

Ausgrid Learning Centre Silverwater, NSW



Ausgrid's \$75 million state-of-the-art Learning Centre is a home base for their Sydney apprentices and about 125 other staff. Purpose-built for training, research and development, the certified 6 Star Green Star Rated - Education Design v.1 facility is also open to the public through its Energy Efficiency Centre.

With the design brief for the Centre focused around energy efficiency, a key area was natural ventilation. Safetyline Jalousie louvre windows were chosen for use throughout the Centre, in enclosed areas such as training rooms as well as external walls and walkways.

The louvres are motorised and controlled automatically via the Centre's building management system, enabling maximum use of natural ventilation and reducing energy use. For example, the louvres used throughout the Centre's auditorium remain open when the air temperature is measured at a comfortable level, but if the temperature rises or falls below a specified range, air conditioning or heating is activated & the louvres automatically close. This system maximises the use of natural ventilation, & uses powered heating/cooling only when absolutely necessary. In the workshop areas, louvres provide excellent ventilation, supported by exhaust fans without the need for air conditioning.

Safetyline Jalousie louvre windows were the obvious choice for the Centre. Security was of paramount concern where louvres were used close to the ground, and Safetyline Jalousie provided peace of mind with its impenetrable security system.

The architects were also attracted to Safetyline Jalousie's weatherproof seals, which provide a full seal on every louvre, to keep harsh elements out. Safetyline Jalousie's extra-large widths suited the brief aesthetically, with horizontal lines more defined on the exterior of the building and achieving an overall slick, modern design.

PROJECT SPECIFICATIONS

Quantity Supplied	153
Height	600mm – 1954mm
Width	900mm – 1200mm
Colour/Finish	Clear anodised
Louvres	6mm Green Sunergy toughened glass
Operation	Combination of standard levers and motorised
Additional Info	DEM

Austral Bowling Club

Austral, NSW



Austral Bowling Club, located 50 kms south-west of the Sydney CBD, had a specific requirement for ventilation for an outdoor gaming terrace to ensure it met regulations for a smoking area. The architects, 2RKS Architecture and Design, decided on louvre windows to deliver the required minimum ventilation to meet this need.

The gaming terrace is on the second floor of the Club and overlooks the bowling green, so safety was also a concern. In addition, the gaming terrace faces west which presented additional challenges in terms of heat from the westerly afternoon sun.

Safetyline Jalousie louvre windows were selected for the project over other louvre options because of superior performance, operation, maintenance, aesthetics and price.

The strength, durability and impenetrable security of Safetyline Jalousie louvre windows provides a safe & secure environment in the gaming area along with excellent ventilation.

The large maximum width of 1.4 metres helped the external look of the terrace, enhancing the architecture rather than appearing cluttered, and the louvres have a clean, stylish look with the absence of metal edge strips that are featured on other louvre products - this also makes the louvres very easy to clean.

Mechanically, Safetyline Jalousie louvre windows are very robust and were installed with a motorised, automated open and close function that is integrated into the C-Bus control and management system at the Club. To help combat the westerly aspect of the terrace a special low e glass was chosen for the louvres, which minimises heat gain.

PROJECT SPECIFICATIONS

Quantity Supplied	39
Height	1414mm (10 blades)
Width	1200mm
Colour/Finish	Powder coated - Duratec Eternity Charcoal Pearl
Louvres	6.38mm Sunergy Clear glass to conform with the building's key sustainability features
Operation	Motorised – connected to and controlled by the BMS
Architect	Hayball

Varsity Lakes Sports House

Gold Coast, QLD



Located on the southern shores of Lake Orr on Queensland’s Gold Coast, the Varsity Lakes Sports House provides community facilities including boat launching, community meeting spaces, watercraft storage and offices for sports administration. The Sports House, a joint venture between Delfin Lend Lease and the Gold Coast City Council, has been designed to provide world-class facilities for the 10,000 people who use Lake Orr each year.

Being a community project, staying within the project budget was vital, as was designing a facility that would be efficient to run. Safetyline Jalousie louvre windows were used in full height as a feature in the common lobby, and as transoms above/below sliding windows in the offices and community meeting rooms.

Safetyline Jalousie was selected because of its efficiencies, quality, security features and aesthetics. With the louvres featuring an impenetrable security system, there was no need to install a separate window security option, thus reducing costs.

Safetyline Jalousie louvre windows make the most of cooling breezes in summer and retention of heat in winter. The weatherproof seals mean air conditioning can be used efficiently when needed with the louvres fully closed, or the air conditioning can be turned off, with the louvres providing excellent natural cross-ventilation instead. In the office areas, the louvres will allow just the right amount of breeze to enter, with the intention of minimising the need for air conditioning in spring and autumn.

With a limited budget, there were no extra funds for decorative design elements. However, with stylish Safetyline Jalousie louvre windows, a ‘wow factor’ was achieved from a product otherwise selected for its practical security and ventilation qualities - attributes that will have a positive impact on the bottom line of the building operation for years to come.

PROJECT SPECIFICATIONS

Quantity Supplied	153
Height	600mm - 1954mm
Width	900mm - 1200mm
Colour/Finish	Clear anodised
Louvres	6mm Green Sunergy toughened glass
Operation	Combination of standard levers and motorised
Architect	DEM

Maroochy Arts and Ecology Centre Maroochydore, QLD



The Maroochy Arts and Ecology Centre, located within the Maroochy Regional Bushland Botanical Gardens, is a specialised arts and ecology centre. The Centre provides the community with an inviting place for art workshops, social gatherings and community and cultural meetings.

The building design gives strong consideration to its setting within the gardens, and the Centre is an example of optimum sustainable architecture and landscape design. The Centre generates its own solar power, rainwater harvesting supplies water to the building and the building was constructed using sustainable materials.

With the emphasis on ecologically sustainable design, it was important for the Centre construction to maximise natural ventilation and capture cooling breezes to avoid installing air conditioning.

Safetyline Jalousie louvre windows were chosen because of their impenetrable security system – the louvres are used at both high and low levels throughout the Centre, so Safetyline Jalousie louvres provide peace of mind against break-ins. Also of benefit was Safetyline Jalousie's weatherproof seals, which keep out inclement weather when the louvres are in a closed position.

From an aesthetic perspective, Safetyline Jalousie's large widths provide good composition when used in combination with regular glazed windows.



PROJECT SPECIFICATIONS

Quantity Supplied	38
Height	469mm - 2289mm
Width	1000mm
Colour/Finish	Clear anodised
Louvres	6mm Viridian EVantage grey toughened glass
Operation	Combination of standard levers and motorised
Architect	Guymer Bailey Architects

La Trobe Sports Stadium Bundoora, VIC



The La Trobe Sports Stadium is based at La Trobe University's Bundoora campus. The new state of the art facility was part of La Trobe's \$150 million Sports Park development - a key component of the University's ambitious \$5 billion University City of the future plan to transform Melbourne's north.

The indoor courts are a hub for all indoor sporting activities including basketball, badminton, netball, futsal and volleyball.

Installed on all 4 facades of the building, louvres were nominated as an integral part of the design for their ability to maximise cross flow ventilation and achieve the desired aesthetics for the building which utilises vast contrasting proportions of glass, aluminium, steel and timber.


Taking into consideration ball sports and the risk of impact, the design team were seeking a product that would be robust and secure. Safetyline Jalousie demonstrated both of these attributes with the system having being tested to withstand up to 550kg of force.

Acoustics was another concern with the noise from the likes of whistles and crowds cheering being amplified out to the rest of the Sports park. Again, Safetyline Jalousie had the appropriate test data displaying the required sound reduction.


In addition to the performance requirements, the fact that the product is manufactured in Australia and delivered to site as a pre-fabricated and assembled unit also meant that the procurement and installation process was quick and simple, avoiding delays for the project timeline.

PROJECT SPECIFICATIONS

Quantity Supplied	373
Height	2244mm
Width	1385mm
Colour/Finish	Dulux Duratec Monument Matt
Louvres	Aluminium
Operation	Motorised LDF100 drives
Architect/Builder	Warren & Mahoney / Adco Constructions



Queensland Government Cyclone Shelters



As part of a \$60 million Queensland Government cyclone shelter program over 1,000 Safetyline Jalousie louvre windows and louvre window panels have been installed in more than a dozen public schools and community centres across the state.

The shelters are designed to provide protection from winds of up to 306km per hour as experienced in a Category 5 cyclone.

To ensure that Safetyline Jalousie louvre windows met the windborne debris impact loading criteria for the Cyclone Shelters, the louvre windows had to undergo a thorough testing process.

The windows were tested for ‘Debris Type B’, using 8mm steel balls as test missiles. Five steel balls were fired into the closed louvre windows at various speeds. Safetyline Jalousie louvre windows exceeded the Australian standard of 45 metres per second, making them one of the toughest louvre window products on the market.

PROJECT SPECIFICATIONS

Quantity Supplied	1,000
Height	Various
Width	Various
Colour/Finish	Powder coated – Surfmist
Louvres	Aluminium – Powder coated – Surfmist
Operation	Motorised
Architect	Project Services QLD



Virgin Lounge, Gold Coast Airport

Gold Coast, QLD

The Virgin Lounge at Gold Coast International Airport is a busy facility that provides a comfortable environment for members to enjoy while they are in transit waiting for their plane to depart.

Safetyline Jalousie louvre windows are installed along the floor of the 2nd level of the building, within the Virgin Lounge area. The Lounge is located on the southern face of the building, running perpendicular to the runways.

The aesthetic appeal of the louvres was important to the architect, who wanted to create a relaxing space for members to enjoy while acoustic control was equally important to eliminate loud external aircraft noise.

However, the greatest appeal of Safetyline Jalousie louvre windows was their ability to integrate with the airport's building management system (BMS).

As a critical function in the operation of an airport, an efficient fire and smoke management system is required and Safetyline Jalousie louvre windows are a key feature of that management system.

The louvre windows are kept permanently closed, but are built into the BMS and Fire Panel to automatically open when smoke or fire is detected. When prompted by the BMS, the louvres automatically open to allow 'outside fresh air' to circulate, whilst the internal 'smoke filled air' is removed through the roof mounted smoke exhaust system.



PROJECT SPECIFICATIONS

Quantity Supplied	14
Height	874mm
Width	1000mm
Colour/Finish	Clear anodised
Louvres	6.38mm Viridian ComfortPlus glass
Operation	Motorised – connected to and controlled by the BMS
Architect	Tonkin Zulaikha Greer Architects

Glen Street Theatre Redevelopment

Belrose, NSW



Glen Street Theatre in Belrose, NSW is a thriving cultural hub for the Northern Beaches of Sydney. This redevelopment project included the replacement of an ageing library and the incorporation of a new state of the art library into the Glen Street Theatre site.

Normally, in a public space such as this, the design would include fixed windows to accommodate air conditioning and protect against insects entering the theatre space. For this project however, the architect was keen to achieve natural ventilation while at the same time eliminating the problem of insects being attracted to the bright lights of the theatre. Safetyline Jalousie's automated louvre windows with internal insect screens, combined with a large fan, were selected after a lengthy analysis of louvre window options.


Key to the building's design were a series of vertical steel blades that required windows with a width of around 1400mm between them to achieve the desired aesthetic. Safetyline Jalousie was the only louvre window option available that could fulfil the width required. That width, along with the unique horizontal bars complemented the overall design.

The extra wide span also meant that the project required fewer banks of windows overall. This translated to the need for fewer electrical components including actuators, motors and controllers, which in the end proved to be more affordable than other narrower and typically less costly louvre window options.

PROJECT SPECIFICATIONS

Quantity Supplied	4
Height	2600mm & 2800mm (21 blades)
Width	1350mm - 1400mm
Colour/Finish	Clear anodised
Louvres	6mm clear toughened glass
Operation	Motorised – connected to and controlled by the BMS
Other	Flyscreens fitted
Architect	Mark Hurcum Design Practice

Smithfield RSL, NSW



Smithfield RSL recently introduced an outdoor gaming area to the Club's facilities. Critical to the design of the new area was a space that complied with relevant smoking laws.

With plenty of experience working in the club industry the builder, Merlot Constructions, was very familiar with the benefits of utilising louvre windows. They clearly provide the best option to achieve the required ventilation for smoking and gaming areas.

In deciding which louvre windows to install, the automation features and ability to integrate with the Club's building management system (BMS) was essential. One of the Safetyline Jalousie louvre window features that appealed to the builder was the streamlined design of the automation functionality. Alternative options in a similar price bracket require unsightly and bulky motors to be retrofitted.

An additional influencing factor was the security delivered by Safetyline Jalousie. The metal bar along the top of each louvre blade delivers superior security, removing the likelihood of breakage.

The builder was also impressed with the sturdiness of the manual, hardened-steel operating mechanisms - others on the market are plastic.

A final feature that influenced the decision to use Safetyline Jalousie louvre windows was the additional width gained for each window bank. With spans of 1350mm (the maximum span available is 1400mm), the design and outlook for the Club patrons was significantly enhanced by the reduction of vertical mullions required for narrower window options.

PROJECT SPECIFICATIONS	Quantity Supplied	14
	Height	874mm
	Width	1000mm
	Colour/Finish	Clear anodised
	Louvres	6.38mm Viridian ComfortPlus glass
	Operation	Motorised – connected to and controlled by the BMS
	Architect	Tonkin Zulaikha Greer Architects

Canberra Region Cancer Centre, ACT



The Canberra Region Cancer Centre is an outpatient medical facility for patients receiving their medications intravenously. The facility delivers a highly controlled environment, ensuring that there is no cross-contamination of air entering or escaping the building.

The superior seals featured around each Safetyline Jalousie louvre blade provide a perfect solution for this controlled environment. At the same time the ability for the louvres to open when triggered by the building management system (BMS) provides a clever technical solution for their fire and emergency system.

Safetyline Jalousie louvre windows have been installed in windows located adjacent to the fire escape stairways and are used to provide an “air relief” grill. In the case of an emergency the louvre windows will open up automatically, decreasing the air pressure within the building. The lower air pressure in the building stops smoke from entering the escape stairs where higher air pressure is maintained.

Safetyline Jalousie’s louvre windows delivered a solution that not only maintained the quality of the air conditioning system but also enhanced the aesthetics of the building. The Safetyline Jalousie louvre window system is a perfect match for the recessed window design of the building and creates a frameless external appearance.

PROJECT SPECIFICATIONS

Quantity Supplied	14
Height	2761mm (20 blades)
Width	500mm – 1100mm
Colour/Finish	Clear anodised
Louvres	6mm Viridian EVantage SuperGreen toughened glass
Operation	Motorised – connected to and controlled by the BMS
Architect	HBO+EMTB Architect

Penrith Baptist Church, NSW



The architect’s goal was to create a comfortable environment for the parish to enjoy all year round without relying on air conditioning. There were several aspects that appealed to the architect about Safetyline Jalousie louvre windows:

- 1. The cross ventilation achieved by louvre windows was key to the design and complemented the other sustainable design features of the building (including a concrete slab with underfloor heating and slow velocity high volume fans);
- 2. The in-built security feature meant the windows could be safely left open during the evenings;
- 3. The architect was able to specify 1200mm widths, which created an impressive look that blended with the overall design; and
- 4. The superior waterproof seals eliminates the infiltration of cold air and the escape of hot air in winter.

While the architect was conscious that the inbuilt security feature added an extra horizontal line between the individual louvres, they were comfortable with this aesthetic because the extra width delivered a more expansive view with fewer vertical mullions.

With pressure to substitute the Safetyline Jalousie louvre windows with a cheaper alternative, the architect stood firm in their resolve to install the superior quality of Safetyline Jalousie. The value delivered by the additional features and superior quality of Safetyline Jalousie far outweighed any cost savings that could have been achieved by the alternative.

PROJECT SPECIFICATIONS

Quantity Supplied	14
Height	874mm
Width	1000mm
Colour/Finish	Clear anodised
Louvres	6.38mm Viridian ComfortPlus glass
Operation	Motorised – connected to and controlled by the BMS
Architect	Tonkin Zulaikha Greer Architects

Gowrie Primary School Canberra, ACT



When Gowrie Primary School planned a new auditorium, there was a clear requirement for good ventilation – both during school hours and after the school is closed for the day.

Louvres were chosen for use throughout the auditorium, in a combination of glass and aluminium. Security was also of particular concern, because an important function of the louvres is a night air purge – the louvres need to be left open at night to allow warm air to escape on both the upper and lower levels of the auditorium. During the day, ventilation is also important – the auditorium is used for assemblies of almost 200 students along with other activities.

Safetyline Jalousie louvre windows were chosen due to their superior seals, quality manufacture and large width availability.

Weatherproof seals keep out harsh elements when the louvres are in a closed position, and the substantial, robust mechanics of Safetyline Jalousie make them perfect for use in high-traffic areas. The large width availability made the installation process easier and, aesthetically, the larger banks of louvres complement the overall design of the auditorium.

PROJECT SPECIFICATIONS

Quantity Supplied	23
Height	739mm – 1098mm
Width	1100mm – 1300mm
Colour/Finish	Medium Bronze anodised
Louvres	Aluminum – Medium Bronze anodised 6mm EnergyTech toughened glass
Operation	Motorised
Other	Flyscreens fitted
Architect	Enrico Taglietti



Ballarat Grammar Centennial Building

Ballarat, VIC

The Ballarat Grammar Centennial Building is a centre of learning excellence for Year 12 students. Environmentally sustainable design and operating principles informed the design brief, with a particular focus on maximising natural light and ventilation.

Motorised louvres were used throughout the project, to open and close automatically depending on the ambient air temperature.

This ensures maximum use of cross ventilation, and reduced reliance on air conditioning/heating. The louvres are controlled by a building management system, which also incorporates an energy monitoring system, providing a learning experience of energy efficiency for students.

With security a major concern, Safetyline Jalousie louvre windows were chosen as the best option for the project. With an impenetrable security system, Safetyline Jalousie louvre windows can remain open all the time, allowing maximum use of natural ventilation 24 hours a day. Weatherproof seals and a robust design also made the Safetyline Jalousie product the ideal choice.



PROJECT SPECIFICATIONS

Quantity Supplied	87
Height	469mm – 3034mm
Width	700mm – 1300mm
Colour/Finish	Clear anodised
Louvres	6mm Energy-Tech toughened glass Aluminium – clear anodised
Operation	Motorised
Architect	McIlldowie Partners

Macquarie University North Ryde, NSW

MSK Architects were tasked with linking three existing, separate buildings within the School of Management at Macquarie University. Their design featured a combination of covered walkways and stairwells, but the challenge was to keep an open, airy feel whilst enclosing the walkways to ensure they were weatherproof.

Louvres were the perfect solution, providing ventilation and adding to the unique design. A combination of automated and manual louvres were used to ensure easy operation, particularly where the louvres cannot easily be reached.

Safetyline Jalousie louvres were chosen because of their superior security and safety features. The impenetrable security system that Safetyline Jalousie delivers ensured that the walkway is impenetrable. Inside the walkway, only handrails were required for safety – due to the strength and design of the louvres, there is no risk of anyone falling or climbing out of the windows and the building is fully compliant with balustrading regulations.

Aesthetically, Safetyline Jalousie were the best choice for the project due to their large maximum width of 1.4 metres. This created more open space visually, because less vertical lines exist between the banks of louvres.



PROJECT SPECIFICATIONS

Quantity Supplied	34
Height	1144mm – 3034mm
Width	1000mm – 1400mm
Colour/Finish	Powder coated – Surf Mist
Louvres	6.38mm grey laminated glass
Operation	Motorised
Architect	MSK Architects



Trinity Catholic College Auburn, NSW

Located in Auburn, NSW, Trinity Catholic College caters for students from years 7–12. The design brief for the College’s sports hall included a requirement for good ventilation, but also to address safety and security concerns.

Safetyline Jalousie louvre windows provided an ideal solution to ventilate the large sports hall space. Located high above the ground, the louvres are motorised and automatically controlled to open and close at set times of the day to allow maximum ventilation and the removal of warm air. This is particularly useful at night when the hall is not in use as the louvres also allow cool night air in, replacing the warmer air and reducing the internal temperature of the hall for the following day. Safetyline Jalousie’s impenetrable security system means that the louvres can be left open safely 24 hours a day.

With a variety of ball sports played inside the hall, there were concerns over the safety of glass louvres.

However, because Safetyline Jalousie louvre windows are installed with an aluminium louvre bearer fitted across each blade, this ensures that the glass louvres are reinforced against high-flying balls.



PROJECT SPECIFICATIONS

Quantity Supplied	87
Height	469mm – 3034mm
Width	700mm – 1300mm
Colour/Finish	Clear anodised
Louvres	6mm Energy-Tech toughened glass Aluminium – clear anodised
Operation	Motorised
Architect	McIlldowie Partners

William Clarke College Sports Centre Kellyville, NSW



This new sport centre at William Clarke College in Kellyville NSW was designed to achieve maximum natural ventilation. While the architect was familiar with the benefits of specifying louvre windows to achieve the desired cross ventilation for the building, they were keen to find a louvre window product that also met some of their other key objectives.

Maximum louvre span was important. Safetyline Jalousie louvre windows were the perfect choice as they offer the widest louvre window available to the Australian Market.

Quality of the product also was critical. A product was needed that was not only robust, but also aesthetically pleasing. Safetyline Jalousie fit the bill by demonstrating both these attributes.

The other features that appealed to the architect were the inbuilt security that comes with all Safetyline Jalousie louvre windows, and the impressive automation system that integrates well with building management systems (BMS). This Sports Centre is fully automated and has a keyless entry system. Safetyline Jalousie’s automation system was seamlessly integrated with the overall BMS.

The use of Safetyline Jalousie louvre windows in school sports halls such as this one is becoming increasingly popular across Australia.

PROJECT SPECIFICATIONS

Quantity Supplied	88 frames with 5 & 18 louvre blades
Height	Varying heights from 739mm to 2448mm
Width	Varying widths from 700mm to 1400mm
Colour/Finish	25 micron clear anodised
Louvres	6mm EVantage grey toughened glass
Architect	Timothy Moon Architects


The Cairns Institute, QLD

The \$25 million Cairns Institute is a flagship building at James Cook University’s Cairns campus and home to twenty disciplines in tropical studies. It provides quality social science research facilities and a range of public spaces including conference, seminar, and exhibition spaces. The facility also includes meeting rooms, a next generation lecture theatre and a café.

Seizing the potential of its location in Queensland’s tropical north, James Cook University shaped its strategic planning as a university for the study of the tropics – essentially, it is in the tropics, of the tropics and for the tropics. Woods Bagot and RPA Architects designed the building to resonate with its site and setting, while offering an imaginative and sustainable platform for the teaching, training, research and consultancy services conducted by the Institute.

1,100mm wide Safetyline Jalousie louvre windows were chosen to enhance the aesthetic appeal of the building’s entrance and to enhance airflow. The louvre windows are located along the top of the foyer areas and in floor to ceiling panels which are integrated with the building management system.

Imperative to the structure of the building was that all materials used could withstand cyclonic weather conditions. Safetyline Jalousie louvre windows meet all cyclone rating requirements without any modifications.



PROJECT SPECIFICATIONS

Quantity Supplied	38 windows supplied all with LDF100 louvre drives
Height/Width	5 – 20 blades – 1100mm width
Colour/Finish	Powder coated – Charcoal
Louvres	Viridian 6mm EVantage Grey toughened glass
Operation	Motorised
Additional Info	Connected to the fire & smoke building management system
Architect	Woods Bagot and RPA Architects

University of Western Sydney Paramatta Campus Childcare Centre, NSW



When JDH Architects were briefed to design the new Early Learning Centre for the University of Western Sydney’s Parramatta Campus, the University requested that they investigate the features and benefits of specifying Safetyline Jalousie louvre windows.

Having no previous experience with the use of Safetyline Jalousie louvre windows, JDH were impressed when they discovered the unique features they offer.

What was important to this project was the ability to allow fresh air into the building without compromising the safety of the children. In assessing the safety features of the louvre windows, the architects discovered that Safetyline Jalousie’s louvre bearers, positioned 106mm apart, fall well within the ‘balustrading’ and “Prevention of children falling out of windows” building codes. They were therefore perfect for Early Learning Centre environments.

The architect particularly liked the clean lines that Safetyline Jalousie added to the design of the Child Care Centre. The horizontal frames of the louvre windows complemented the repetitive lines of the long brick walls - creating an impressive visual appeal.

They also loved the fact that the windows were easy to install and easy to operate. Safetyline Jalousie louvre windows are pre-measured and manufactured off-site, then delivered as a pre-fabricated unit. They have a sturdy operating handle allowing louvres to be easily opened and closed at several different settings.



PROJECT SPECIFICATIONS

Quantity Supplied	21
Height	469mm (3 blades) – 1684mm (12 blades)
Width	600mm – 1100mm
Colour/Finish	Powder coated – Dulux Citi Pearl
Louvres	6.38mm Viridian ComfortPlus clear toughened glass
Operation	Standard levers
Other	Flyscreens fitted
Architect	JDH Architects

St Justin’s Catholic Primary School

Oran Park, NSW



ThomsonAdsett Architects were engaged by the Catholic Education Office for Wollongong to design this primary school for the new release suburb of Oran Park in south-western Sydney.

The brief required consideration of sustainability and as such ThomsonAdsett, working with VIM Sustainability, pursued a passive strategy including correct orientation of the buildings, shaded facades, high thermal mass internally, and a layout that allowed good cross ventilation. Intrinsic to the ventilation strategy was the selection of openable windows. Several options were considered to achieve the required ventilation, including casement, double hung, sliding and louver windows.

Ultimately it was the large openable area of the louvres, the ease of operability and the low impact on surrounding space that made louver windows the best option for the project.

There were three main reasons why Safetyline Jalousie louver windows were chosen:

- top hung louver blades with three sides locked in were important as loose glass louvres have traditionally been perceived as a potential safety issue;
- integral security rod provides excellent security particularly for the low level windows;
- top-hung (as opposed to centre-pivot) louvres allow slim-fitting internal flyscreens.

The architect was aware of the premium cost of Safetyline Jalousie louver windows, but despite being offered alternatives that would have delivered a cost saving during construction, held firm in their belief that Safetyline Jalousie delivered value for money and a solution with unique features and benefits that could not be replicated by the substitution of cheaper alternatives.

PROJECT SPECIFICATIONS	Quantity Supplied	266 windows across 6 buildings
	Height	855mm (5 blades) – 2574mm (19 blades)
	Width	Ranging from 700mm – 1000mm
	Colour/Finish	Powder Coated – Loft Satin
	Louvres	6.38mm ComfortPlus clear 6.38mm ComfortPlus neutral
	Other	Motorised (> 2700mm) & manual (<2700mm) with flyscreens fitted
	Architect	ThomsonAdsett

CC Cares Facility, The Canberra College Woden Campus, ACT



CC Cares @ Canberra College is an educational facility for pregnant and parenting students from the ACT and surrounding districts.

When designing the building, ACT based Architects May Russell were looking for a window solution that would provide a means of ventilation for the users that could easily connect with the building’s building management system (BMS).

While louvre windows in education facilities have in the past been avoided due to perceived issues of safety and security, May Russell were confident that Safetyline Jalousie louvre windows would be suitable for this project. They had recently specified them in another project and were familiar with the safety and security features of the windows.

When it came to meeting the requirements for this project, Safetyline Jalousie louvre windows ticked all of the architect’s boxes.

PROJECT SPECIFICATIONS	Quantity Supplied	45
	Height	850mm (6 blades) & 2224mm (16 blades)
	Width	700mm – 1330mm
	Colour/Finish	Powder coated – Monument Satin
	Louvres	6mm Viridian ComfortSave clear toughened glass
	Operation	Motorised – connected to and controlled by the BMS
	Architect	May Russell Architects, Woods Bagot and RPA Architects

The Snow Centre for Education in the Asian Century, Canberra Grammar School, ACT


Canberra based architectural firm Daryl Jackson Alastair Swayn chose Safetyline Jalousie for the louvered windows at the new Snow Centre at Canberra Grammar School.

The architects worked closely with engineering consultant NDY, who had specified Safetyline Jalousie louvre windows on previous projects. Based on their recommendation, the architects were exposed to Safetyline Jalousie for the first time and were extremely impressed with the unique features of this louvre window system.

The initial appeal to specify Safetyline Jalousie louvre windows was in the pursuit of maximum natural ventilation for the building without sacrificing security. The secure nature of the windows, with the internal stainless steel rods, meant that even if the glass broke, the building security would not be compromised. This eliminated the need for a secondary security system.

The fully sealed nature of the louvres, a feature they couldn't find in other louvre window systems, was an added feature that impressed them. Keeping cold air out and warm air in throughout the winter months, and cold air in and warm air out during summer, was important in the Canberra climate.

Automation and integration with the building management system was also a key feature that was important to ensure that the windows were easily opened and closed automatically.



PROJECT SPECIFICATIONS

Quantity Supplied	62
Height	604mm
Width	1000mm – 1400mm
Colour / Finish	Clear anodised
Louvres	6mm EVantage SuperBlue toughened
Other	Motorised with LDF100 drive
Architect	Daryl Jackson Alastair Swayn

SAFETYLINE JALOUSIE